

STATISTICS AND DATA TABLES

Miami Township (OH) Police Department (CALEA Client ID 13042301) Law Enforcement Accreditation

Overview

The following information reflects empirical data submitted by the candidate agency specifically related to CALEA Standards. Although the data does not confirm compliance with the respective standards, they are indicators of the impact of the agency’s use of standards to address the standards' intent

Traffic Warnings & Citations - Reaccreditation Year 1

Data Collection Period: 1/1/2021 - 12/31/2021

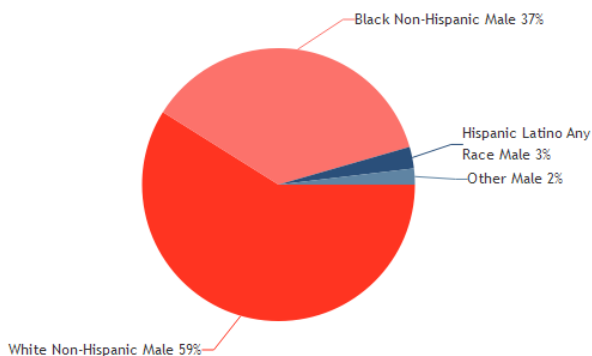
Race/Sex	Warnings	Citations	Total
White Non-Hispanic Male	0	529	529
Black Non-Hispanic Male	0	329	329
Hispanic Latino Any Race Male	0	23	23
Other Male	0	17	17
White Non-Hispanic Female	0	360	360
Black Non-Hispanic Female	0	152	152
Hispanic Latino Any Race Female	0	7	7
Other Female	0	10	10
TOTAL	0	1427	1427

Reaccreditation Year 1 Notes:

"Other" included Asian, American Indian/Alaskan Native, and Unknown

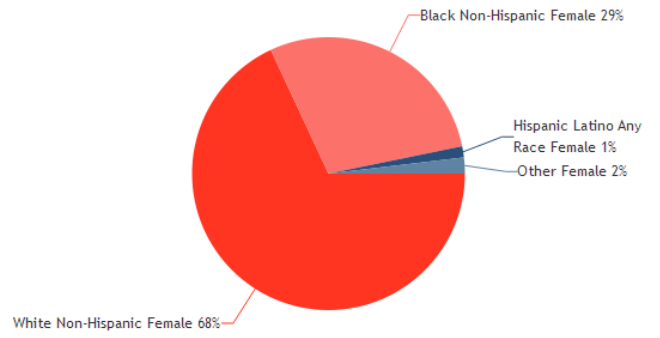
Male Warnings

Male Citations



Female Warnings

Female Citations



Legend

White Non-Hispanic Male	
Black Non-Hispanic Male	
Hispanic Latino Any Race Male	
Other Male	

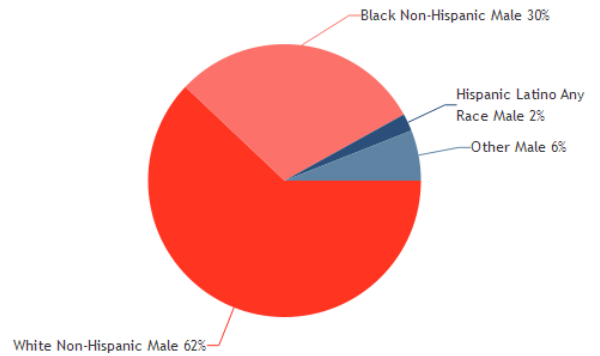
Traffic Warnings & Citations - Reaccreditation Year 2

Data Collection Period: 1/1/2022 - 12/31/2022

Race/Sex	Warnings	Citations	Total
White Non-Hispanic Male	0	270	270
Black Non-Hispanic Male	0	130	130
Hispanic Latino Any Race Male	0	9	9
Other Male	0	26	26
White Non-Hispanic Female	0	187	187
Black Non-Hispanic Female	0	109	109
Hispanic Latino Any Race Female	0	6	6
Other Female	0	7	7
TOTAL	0	744	744

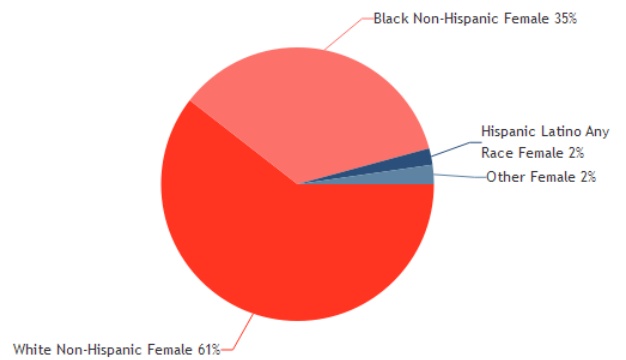
Male Warnings

Male Citations



Female Warnings

Female Citations



Legend

White Non-Hispanic Male	
Black Non-Hispanic Male	
Hispanic Latino Any Race Male	
Other Male	

Biased Based Profiling


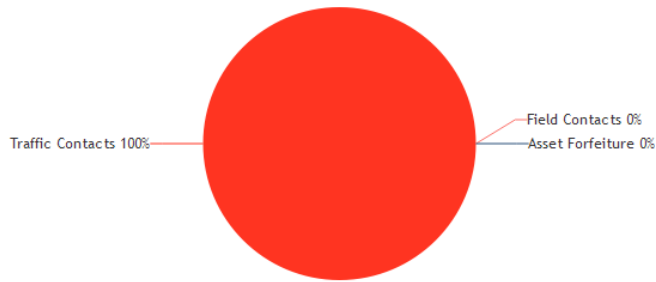
Year 1 Data Collection Period: 1/1/2021-12/31/2021

Year 2 Data Collection Period: 1/1/2022-12/31/2022

Complaints from:	Year 1	Year 2
Traffic Contacts	2	4552
Field Contacts	0	117
Asset Forfeiture	0	0

Complaints

Complaints



Legend

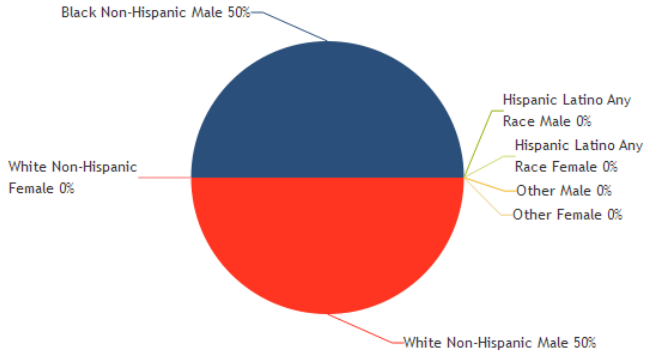
Traffic Contacts	
Field Contacts	
Asset Forfeiture	

Use Of Force - Reaccreditation Year 1

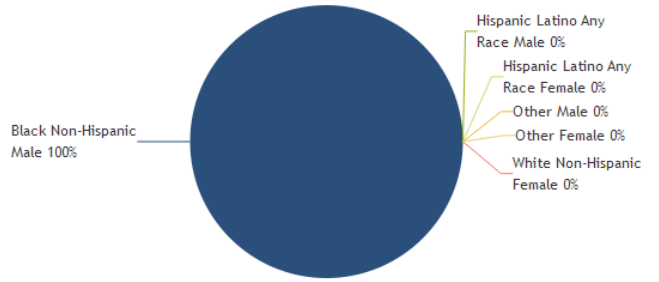
Data Collection Period: 1/1/2021 - 12/31/2021

	White Non-Hispanic		Black Non-Hispanic		Hispanic Latino Any Race		Other		Total
	Male	Female	Male	Female	Male	Female	Male	Female	
Firearm									2
Discharge	0	0	1	0	0	0	0	0	1
Display Only	1	0	0	0	0	0	0	0	1
ECW									9
Discharge Only	5	2	2	0	0	0	0	0	9
Display Only	0	0	0	0	0	0	0	0	0
Baton	0	0	0	0	0	0	0	0	0
Chemical/OC	1	0	0	0	0	0	0	0	1
Weaponless	9	6	4	1	1	0	0	0	21
Canine									0
Release Only	0	0	0	0	0	0	0	0	0
Release and Bite	0	0	0	0	0	0	0	0	0
Total Uses of Force	16	8	7	1	1	0	0	0	33
Total Number of Incidents Resulting In Officer Injury or Death	6	0	0	1	0	0	0	0	7
Total Use of Force Arrests	16	8	7	1	1	0	0	0	33
Total Number of Suspects Receiving Non-Fatal Injuries	9	3	3	0	1	0	0	0	16
Total Number of Suspects Receiving Fatal Injuries	0	0	1	0	0	0	0	0	1
Total Agency Custodial Arrests	240	137	298	74	7	2	10	3	771
Total Use of Force Complaints	0	0	0	0	0	0	0	0	0


Total Firearm



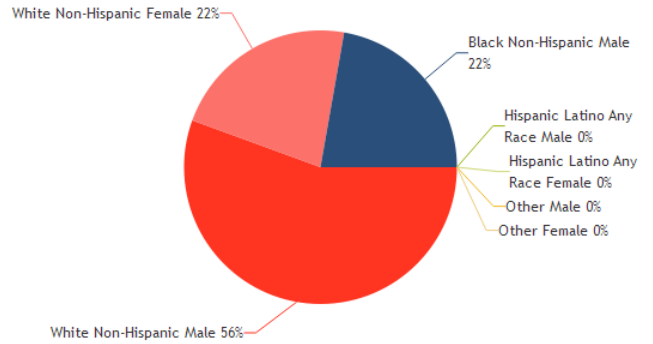
Firearm Discharge




Firearm Display



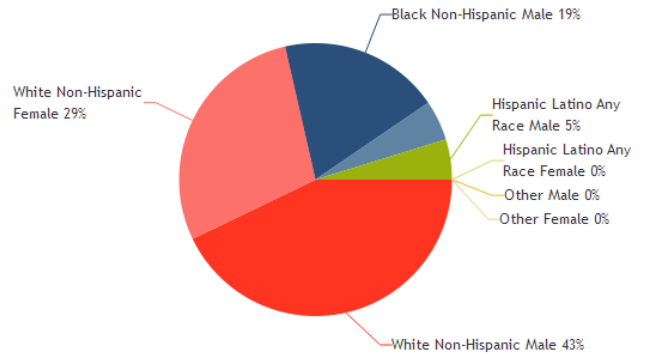
ECW Discharge



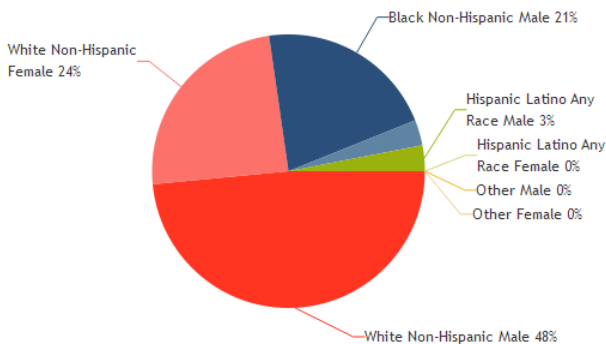
Chemical/OC



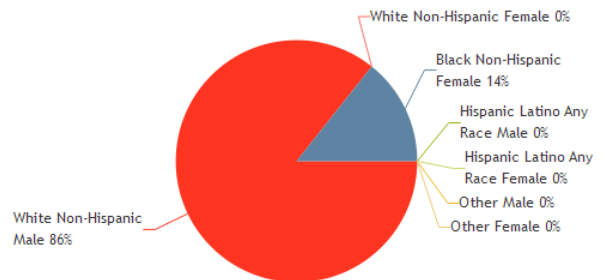
Weaponless



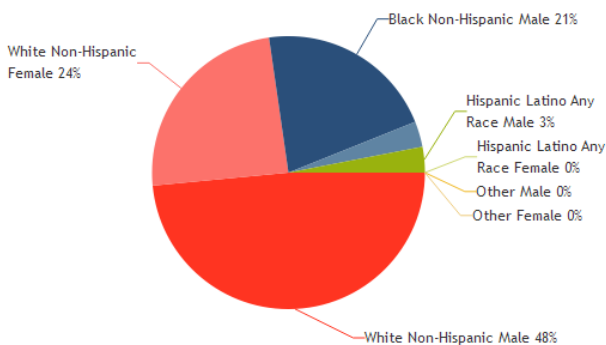
Total Uses of Force



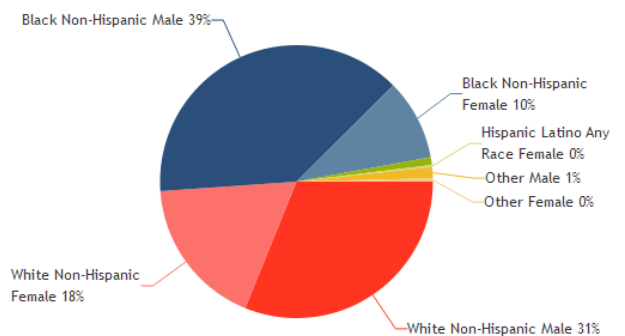
Total Number of Incidents Resulting in Officer Injury or Death



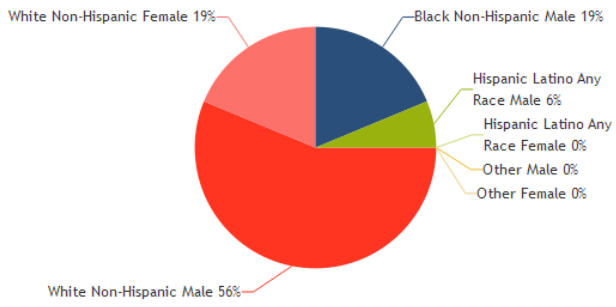
Total Use of Force Arrests



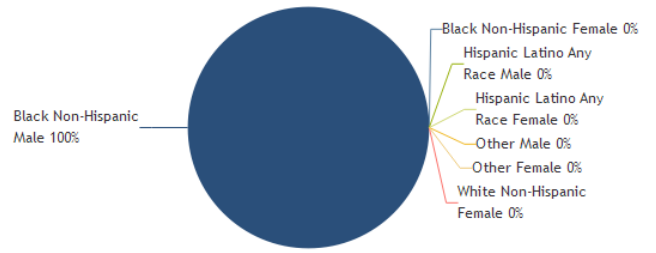
Total Agency Custodial Arrests



Total Number of Suspects Receiving Non-Fatal Injuries



Total Number of Suspects Receiving Fatal Injuries



Legend

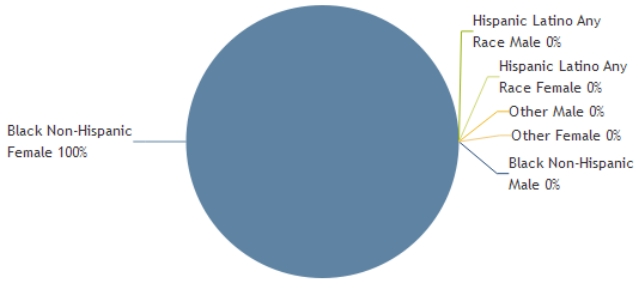
White Non-Hispanic Male	
White Non-Hispanic Female	
Black Non-Hispanic Male	
Black Non-Hispanic Female	
Hispanic Latino Any Race Male	
Hispanic Latino Any Race Female	
Other Male	
Other Female	

Use Of Force - Reaccreditation Year 2

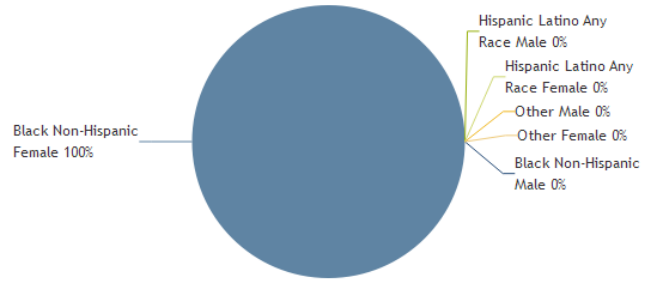
Data Collection Period: 1/1/2022 - 12/31/2022

	White Non-Hispanic		Black Non-Hispanic		Hispanic Latino Any Race		Other		Total
	Male	Female	Male	Female	Male	Female	Male	Female	
Firearm									1
Discharge	0	0	0	0	0	0	0	0	0
Display Only	0	0	0	1	0	0	0	0	1
ECW									11
Discharge Only	5	1	4	1	0	0	0	0	11
Display Only	0	0	0	0	0	0	0	0	0
Baton	0	0	0	0	0	0	0	0	0
Chemical/OC	0	0	1	2	0	0	0	0	3
Weaponless	12	3	6	6	1	0	0	0	28
Canine									0
Release Only	0	0	0	0	0	0	0	0	0
Release and Bite	0	0	0	0	0	0	0	0	0
Total Uses of Force	17	4	11	10	1	0	0	0	43
Total Number of Incidents Resulting In Officer Injury or Death	2	0	0	0	0	0	0	0	2
Total Use of Force Arrests									
Total Number of Suspects Receiving Non-Fatal Injuries	5	2	1	0	0	0	0	0	8
Total Number of Suspects Receiving Fatal Injuries	0	0	0	0	0	0	0	0	0
Total Agency Custodial Arrests									
Total Use of Force Complaints									

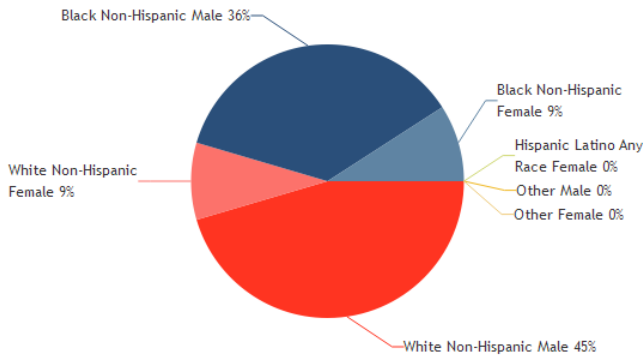
Total Firearm



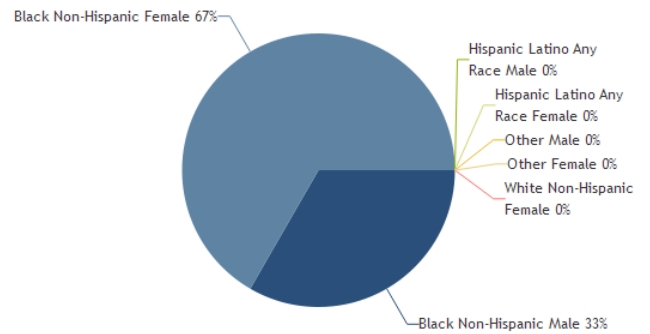
Firearm Display



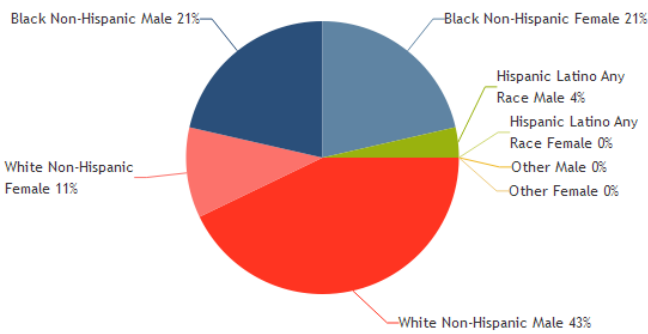
ECW Discharge



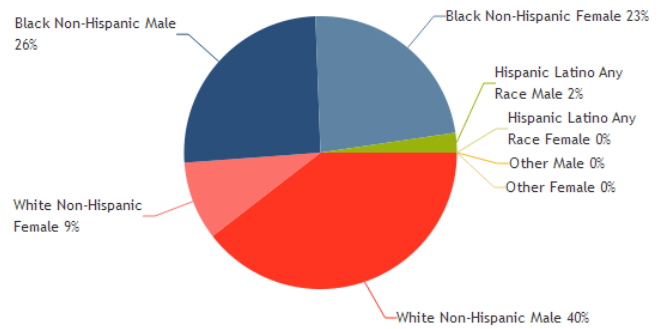
Chemical/OC



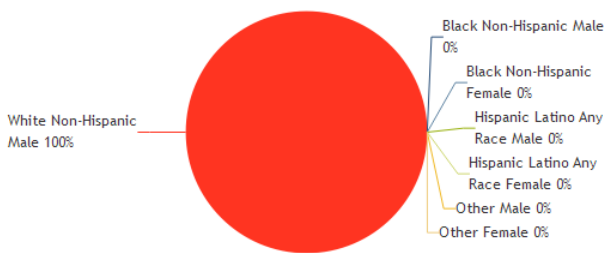
Weaponless



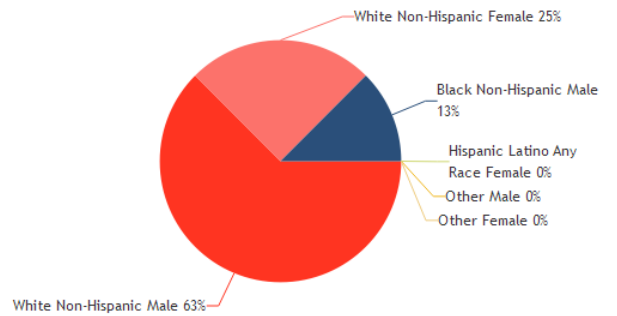
Total Uses of Force



Total Number of Incidents Resulting in Officer Injury or Death



Total Number of Suspects Receiving Non-Fatal Injuries



Legend

White Non-Hispanic Male	
White Non-Hispanic Female	
Black Non-Hispanic Male	
Black Non-Hispanic Female	
Hispanic Latino Any Race Male	
Hispanic Latino Any Race Female	
Other Male	
Other Female	

Grievances

Year 1 Data Collection Period: 1/1/2022-12/31/2021

Year 2 Data Collection Period: 1/1/2022-12/31/2022

Grievances	Year 1	Year 2
Number	0	0

Personnel Actions

Year 1 Data Collection Period: 1/1/2022-12/31/2022

Year 2 Data Collection Period: 1/1/2022-12/31/2022

	Year 1	Year 2
Suspension	0	0
Demotion	0	0
Resign In Lieu of Termination	1	0
Termination	0	0
Other	0	16
Total	1	16
Commendations	9	55

Complaints and Internal Affairs - Reaccreditation Year 2

Data Collection Period: 1/1/2021 - 12/31/2022

	Year 1	Year 2
External/Citizen Complaint		
Citizen Complaint	2	7
Sustained	1	0
Not Sustained	0	0
Unfounded	1	7
Exonerated	0	0
Internal/Directed Complaint		
Directed Complaint	2	7
Sustained	1	7
Not Sustained	1	0
Unfounded	0	0
Exonerated	0	0

Calls For Service / Crime Data - Reaccreditation Year 2

Data Collection Period: 1/1/2021 - 12/31/2022

	Year 1	Year 2
Calls for Service		
Calls for Service	30056	29127
Crime Data		
Murder	0	1
Forcible Rape	15	31
Robbery	5	9
Aggravated Assault	22	1
Burglary	89	32
Larceny-Theft	615	607
Motor Vehicle Theft	55	47
Arson	0	4

Motor Vehicle Pursuit

Year 1 Data Collection Period: 1/1/2022-12/31/2021

Year 2 Data Collection Period: 1/1/2022-12/31/2021

	Year 1	Year 2
Pursuits		
Total Pursuits	3	1
Forcible stopping techniques used	0	0
Terminated by Agency	0	1
Policy Compliant	3	0
Policy Non-Compliant	0	0
Collisions		
Injuries		
Total Collisions	1	0
Officer	0	0
Suspect	1	0
ThirdParty	1	0
Reason Initiated		
Traffic	0	0
Felony	1	1
Misdemeanor	1	0

Reaccreditation Year 2

A brief pursuit was initiated due to the suspect having a felony arrest warrant.

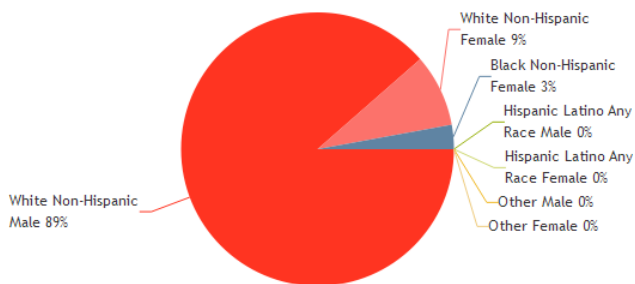
Agency Breakdown Report - Reaccreditation Year 1

Data Collection Period: 1/1/2021 - 12/31/2021

	White Non-Hispanic		Black Non-Hispanic		Hispanic Latino Any Race		Other		Total
	Male	Female	Male	Female	Male	Female	Male	Female	
Sworn Personnel									
Executive	0	0	0	0	0	0	0	0	0
Command	1	0	0	0	0	0	0	0	1
Supervisory Positions	8	1	0	0	0	0	0	0	9
Non-Supervisory Positions	22	2	0	1	0	0	0	0	25
Sub Total									35
Non Sworn Personnel									
Executive	0	0	0	0	0	0	0	0	0
Managerial	0	0	0	0	0	0	0	0	0
Supervisory Positions	0	0	0	0	0	0	0	0	0
Non-Supervisory Positions	2	3							5
Sub Total									5
Total									40

Reaccreditation Year 1 Notes:

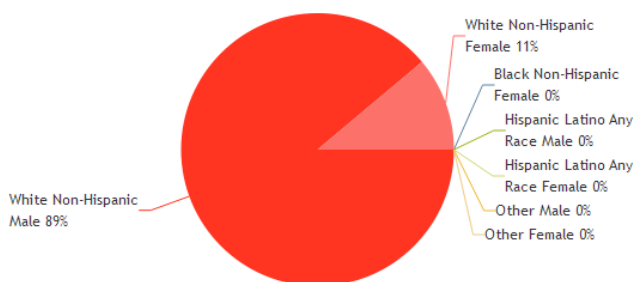
Total Sworn Personnel



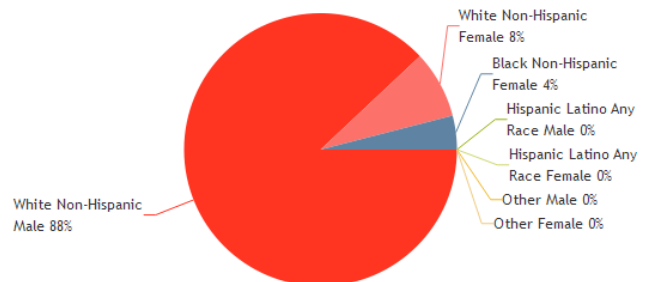
Sworn Personnel: Command



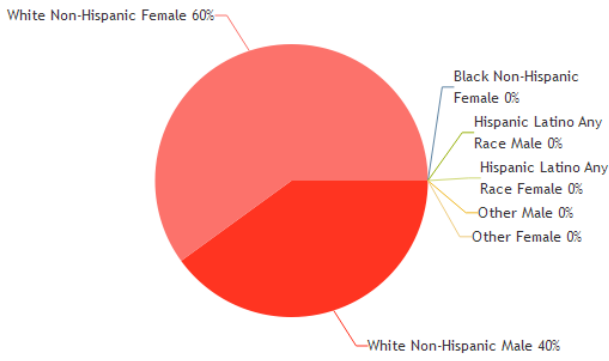
Sworn Personnel: Supervisory Positions



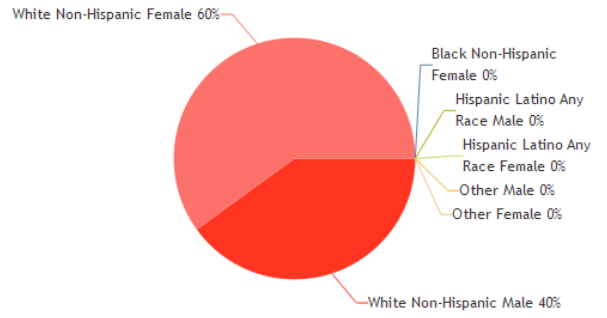
Sworn Personnel: Non-Supervisory Positions



Total Non-Sworn Personnel



Non-Sworn Personnel: Non-Supervisory Positions



Legend

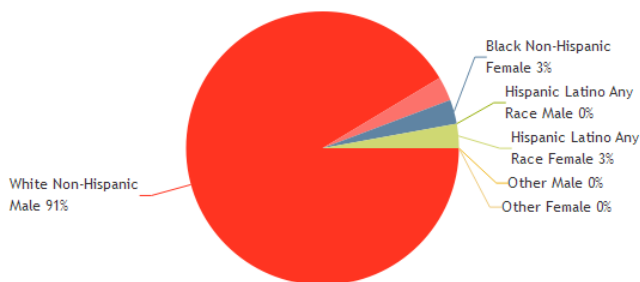
White Non-Hispanic Male	
White Non-Hispanic Female	
Black Non-Hispanic Male	
Black Non-Hispanic Female	
Hispanic Latino Any Race Male	
Hispanic Latino Any Race Female	
Other Male	
Other Female	

Agency Breakdown Report - Reaccreditation Year 2


Data Collection Period: 1/1/2022 - 12/31/2022

	White Non-Hispanic		Black Non-Hispanic		Hispanic Latino Any Race		Other		Total
	Male	Female	Male	Female	Male	Female	Male	Female	
Sworn Personnel									
Executive	1	0	0	0	0	0	0	0	1
Command	3	0	0	0	0	0	0	0	3
Supervisory Positions	5	1	0	0	0	0	0	0	6
Non-Supervisory Positions	23	0	0	1	0	1	0	0	25
Sub Total									35
Non Sworn Personnel									
Executive	0	0	0	0	0	0	0	0	0
Managerial	0	0	0	0	0	0	0	0	0
Supervisory Positions	0	0	0	0	0	0	0	0	0
Non-Supervisory Positions	1	2	0	0	0	0	0	0	3
Sub Total									3
Total									38

Total Sworn Personnel



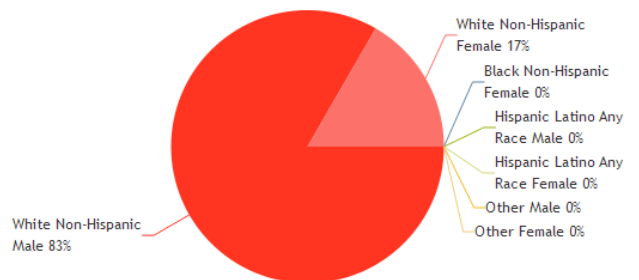
Sworn Personnel: Executive



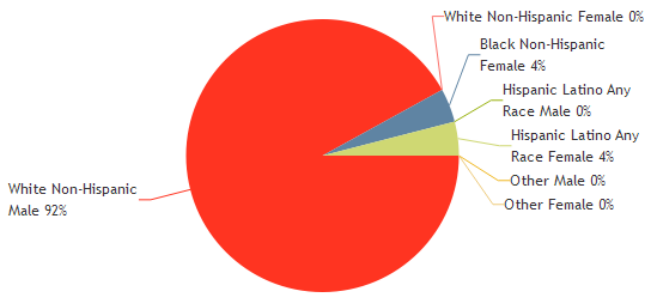
Sworn Personnel: Command



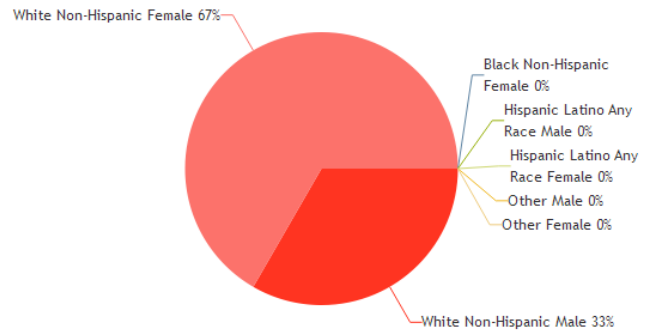
Sworn Personnel: Supervisory Positions



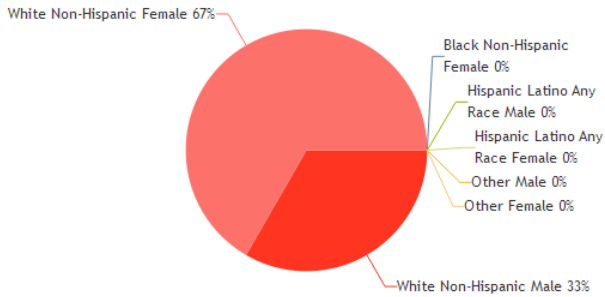
Sworn Personnel: Non-Supervisory Positions



Total Non-Sworn Personnel



Non-Sworn Personnel: Non-Supervisory Positions



Legend

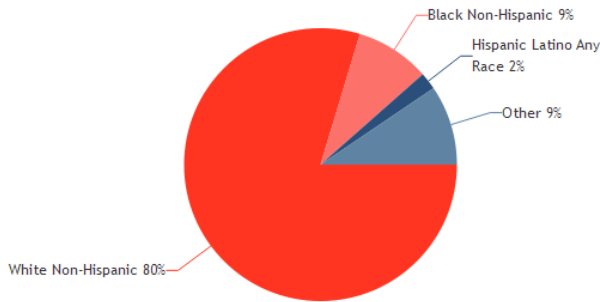
White Non-Hispanic Male	
White Non-Hispanic Female	
Black Non-Hispanic Male	
Black Non-Hispanic Female	
Hispanic Latino Any Race Male	
Hispanic Latino Any Race Female	
Other Male	
Other Female	

Agency Demographics Report - Reaccreditation Year 1

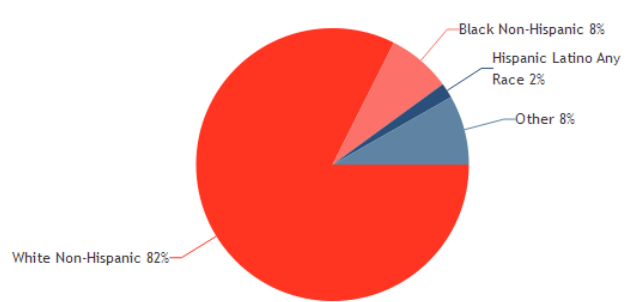
Data Collection Period: 1/1/2021 - 12/31/2021

	Service Population		Available Workforce		Current Sworn Officers		Current Female Sworn Officers		Prior Sworn Officers		Prior Female Sworn Officers	
	#	%	#	%	#	%	#	%	#	%	#	%
White Non-Hispanic	23226	80%	14490	82%	33	100%	2	6%	0	0%	0	0%
Black Non-Hispanic	2570	9%	1329	8%	0	0%	1	3%	0	0%	0	0%
Hispanic Latino Any Race	598	2%	313	2%	0	0%	1	3%	0	0%	0	0%
Other	2759	9%	1449	8%	0	0%	0	0%	0	0%	0	0%
Total	29153		17581		33		4		0		0	


Service Population



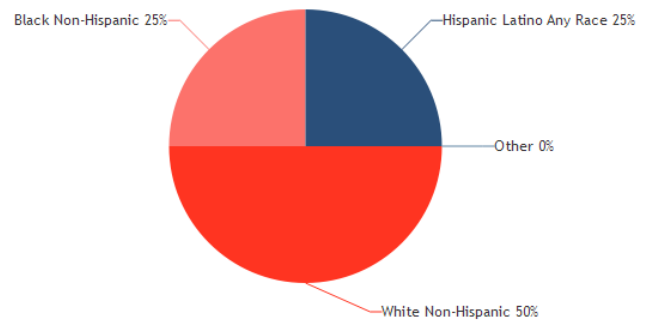
Available Workforce



Current Sworn Officers



Current Sworn Female Officers

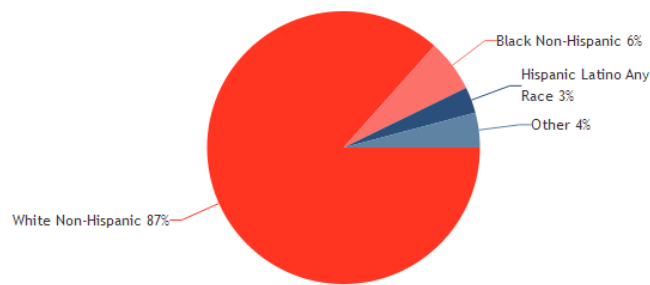


Agency Demographics Report - Reaccreditation Year 2

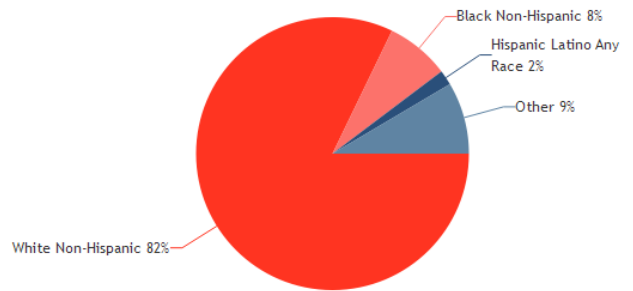
Data Collection Period: 1/1/2022 - 12/31/2022

	Service Population		Available Workforce		Current Sworn Officers		Current Female Sworn Officers		Prior Sworn Officers		Prior Female Sworn Officers	
	#	%	#	%	#	%	#	%	#	%	#	%
White Non-Hispanic	42840	87%	14490	82 %	33	94%	1	3%	33	100%	2	6%
Black Non-Hispanic	3060	6%	1329	8 %	1	3%	1	3%	0	0%	1	3%
Hispanic Latino Any Race	1530	3%	313	2 %	1	3%	1	3%	0	0%	1	3%
Other	2040	4%	1499	9 %	0	0%	0	0%	0	0%	0	0%
Total	49470		17631		35		3		33		4	

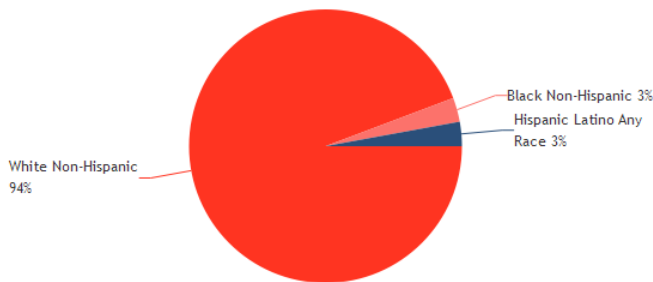
Service Population



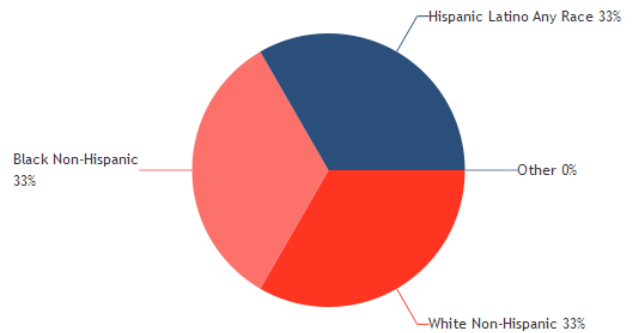
Available Workforce



Current Sworn Officers



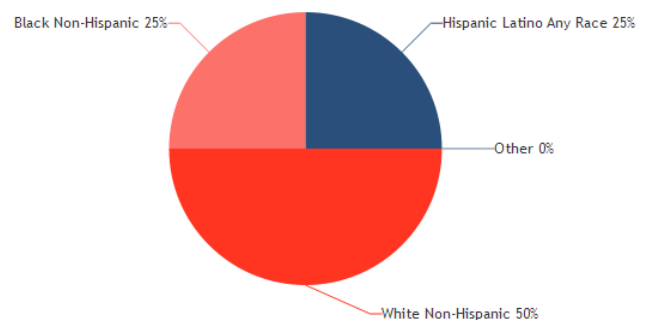
Current Sworn Female Officers



Prior Sworn Officers



Prior Sworn Female Officers

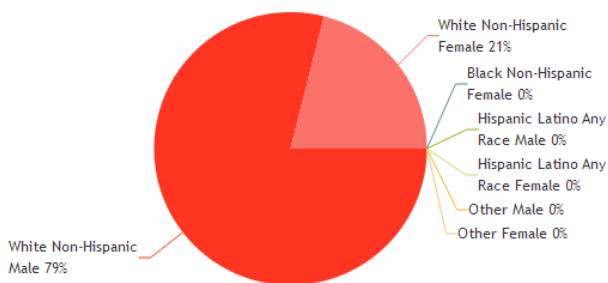


Sworn Officer Selection - Reaccreditation Year 1

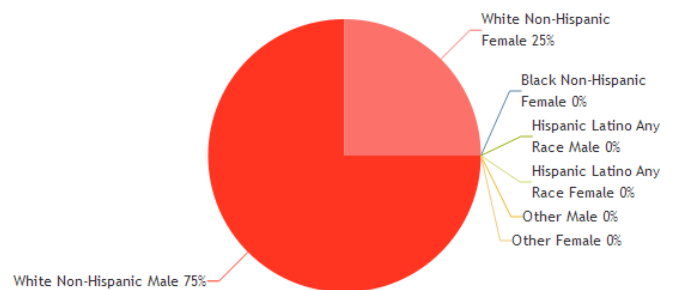
Data Collection Period: 1/1/2021 - 12/31/2021

	White Non-Hispanic		Black Non-Hispanic		Hispanic Latino Any Race		Other		Total
	Male	Female	Male	Female	Male	Female	Male	Female	
Applications Received	15	4							19
Applicants Hired	3	1							4
Percent Hired	20%	25%	%	%	%	%	%	%	N/A
Percent of Workforce Population	12%		0%		0%		0%		N/A

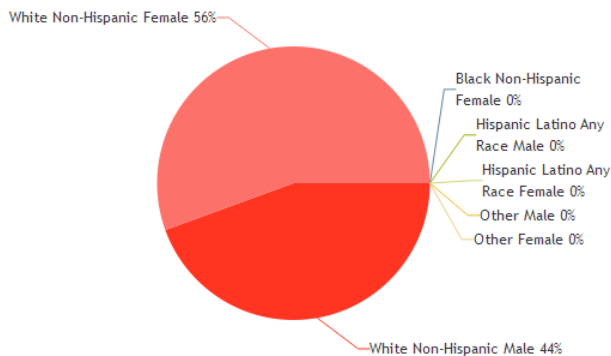
Applications Received



Applicants Hired



Percent Hired



Percent of Workforce Population



Legend

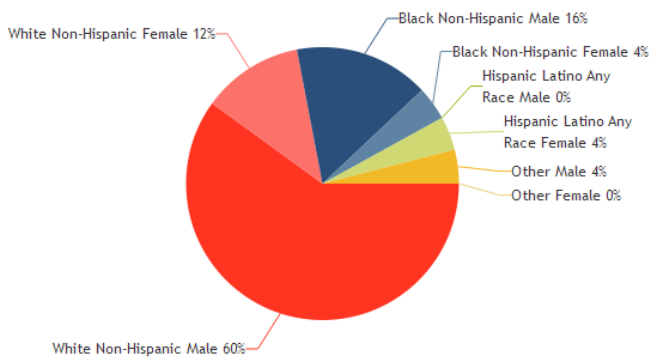
White Non-Hispanic Male	
White Non-Hispanic Female	
Black Non-Hispanic Male	
Black Non-Hispanic Female	
Hispanic Latino Any Race Male	
Hispanic Latino Any Race Female	
Other Male	
Other Female	

Sworn Officer Selection - Reaccreditation Year 2

Data Collection Period: 1/1/2022 - 12/31/2022

	White Non-Hispanic		Black Non-Hispanic		Hispanic Latino Any Race		Other		Total
	Male	Female	Male	Female	Male	Female	Male	Female	
Applications Received	15	3	4	1	0	1	1	0	25
Applicants Hired	3	0	0	0	0	0	0	0	3
Percent Hired	20%	0%	0%	0%	%	0%	0%	%	N/A
Percent of Workforce Population	9%		0%		0%		0%		N/A

Applications Received



Applicants Hired



Percent Hired



Percent of Workforce Population



Legend

White Non-Hispanic Male	
White Non-Hispanic Female	
Black Non-Hispanic Male	
Black Non-Hispanic Female	
Hispanic Latino Any Race Male	
Hispanic Latino Any Race Female	
Other Male	
Other Female	


Sworn Officer Promotions - Reaccreditation Year 1

Data Collection Period: 1/1/2021 - 12/31/2021

	White Non-Hispanic		Black Non-Hispanic		Hispanic Latino Any Race		Other		Total
	Male	Female	Male	Female	Male	Female	Male	Female	
Tested	5								5
Eligible After Testing									
Promoted	2								2
Percent Promoted	40 %	%	%	%	%	%	%	%	N/A

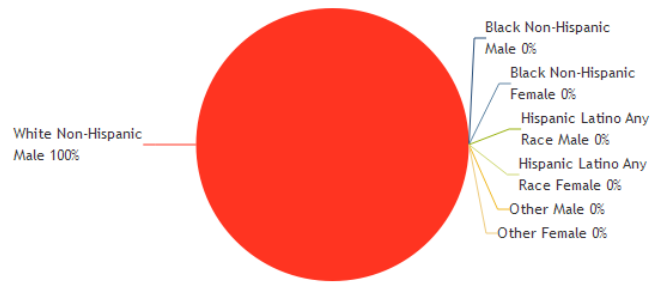

Tested

Eligible After Testing



Promoted

Percent Promoted



Legend

White Non-Hispanic Male	
White Non-Hispanic Female	
Black Non-Hispanic Male	
Black Non-Hispanic Female	
Hispanic Latino Any Race Male	
Hispanic Latino Any Race Female	
Other Male	
Other Female	

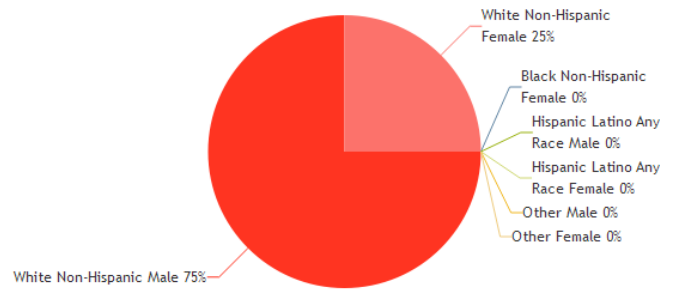
Sworn Officer Promotions - Reaccreditation Year 2

Data Collection Period: 1/1/2022 - 12/31/2022

	White Non-Hispanic		Black Non-Hispanic		Hispanic Latino Any Race		Other		Total
	Male	Female	Male	Female	Male	Female	Male	Female	
Tested	0	0	0	0	0	0	0	0	0
Eligible After Testing	3	1	0	0	0	0	0	0	4
Promoted	2	0	0	0	0	0	0	0	2
Percent Promoted	%	%	%	%	%	%	%	%	N/A


Tested

Eligible After Testing



Promoted

Percent Promoted



Legend

White Non-Hispanic Male	
White Non-Hispanic Female	
Black Non-Hispanic Male	
Black Non-Hispanic Female	
Hispanic Latino Any Race Male	
Hispanic Latino Any Race Female	
Other Male	
Other Female	

